



*UP TO 30% MORE HORSEPOWER  
10-20% FUEL SAVINGS*

— CAT 3.3L —  
FINAL TIER IV ENGINES

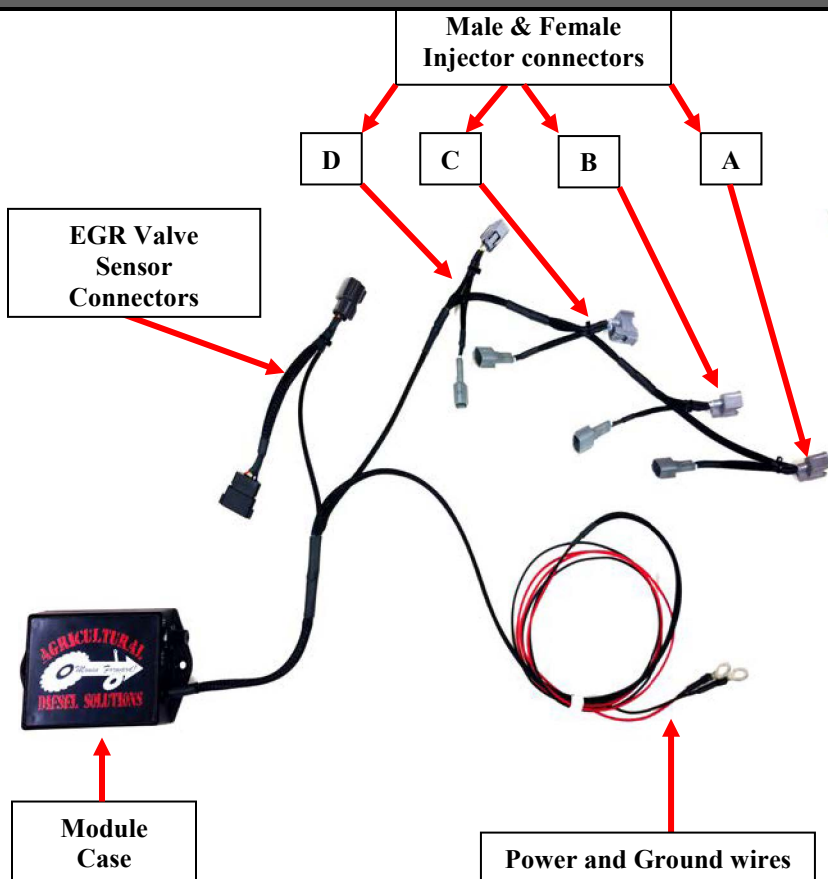
# CAT3304 MODULE

## INSTALLATION GUIDE



[AGDIESELSOLUTIONS.COM](http://AGDIESELSOLUTIONS.COM)

YouTube 



For Tech Support Please Call  
1.812.618.9168 or 1.855.343.7680

Adjustable Switch  
Horsepower Level Guide



STK - Stock Mode - 0% HP Increase  
Position 2 - Up to 15% HP Increase  
HI - High Mode - Up to 30% HP Increase


\*NOT FOR USE IN CALIFORNIA\*

\*MODULE DOES NOT BYPASS, DELETE OR DEFEAT ANY EMISSION  
CONTROL SYSTEMS\*


\*If installation assistance is needed, Ag Diesel Solutions is not  
responsible for any cost associated with a third party installation\*

### 3.3L Final Tier 4 CAT Module Installation Instructions


- 1) Locate the stock Injector Connectors on top of the valve cover. There will be four in a row going to the injectors. These are two-pin female connectors.



- 2) Disconnect all four of the stock Injector Connectors. Press and hold the release tab on the connectors and gently pull the connectors apart.




- 3) On the module harness, the female connectors will connect to each individual injector. Injector connector **A** will connect to the injector closest to the flywheel. They will then connect in order with connector **D** ending on the injector closest to the fan/serpentine belt.




- 4) On the module harness, now connect the male two pin connectors to the female injector connectors from the factory engine harness. Repeat the initial order by going from connectors **D** through **A**.

**Note:** Insure that all connectors snap and fasten securely.

- 5) Locate the stock EGR valve connector and disconnect. On a skid steer, this 4-Pin connector is accessible from the left hand side of the engine with the engine compartment door open




- 6) Remove the factory 4- Pin Female connector located on the engine harness from the EGR Valve. Press and release the locking tab to disconnect.






- 7) Insert the 4-Pin Female Connector from the module harness into EGR Valve. Insure that the connector latch is on the ramp side of the sensor.



- 8) Connect the Factory 4-Pin Female Connector from the engine harness to the Male 4-Pin Connector on the Ag Diesel Solutions module harness.
- 9) Route power and ground leads along factory wiring loom to the battery. Connect Red wire with ring terminal to positive battery post. Connect the Black wire with ring terminal to negative battery post.



## **THIS IS A HIGH PERFORMANCE PRODUCT. USE AT YOUR OWN RISK.**

Do not use this product until you have carefully read the following agreement. This sets forth the terms and conditions for the use of this product. The installation of this product indicates that the BUYER has read and understands this agreement and accepts its terms and conditions

### **DISCLAIMER OF WARRANTY AND LIMITATION OF LIABILITY**

Power Systems Innovations, Inc and its successors, distributors, jobbers, and dealers (hereafter "SELLER") shall in no way be responsible for the product's proper use and service. It is the installer's responsibility to check for proper installation and if in doubt, contact the manufacturer. The SELLER assumes no liability regarding the improper installation or misapplication of its products. BUYER ACKNOWLEDGES IT HAS HAD THE OPPORTUNITY TO FULLY INSPECT THE PRODUCT. ACCORDINGLY, BUYER ACKNOWLEDGES THAT THE PRODUCT IS BEING SOLD IN "AS IS/WHERE IS" CONDITION AND WITH ALL FAULTS. EXCEPT AS OTHERWISE PROVIDED HEREIN, THERE ARE NO EXPRESS WARRANTIES WITH RESPECT TO THE GOODS, AND ALL IMPLIED WARRANTIES, INCLUDING BUT NOT LIMITED TO, IMPLIED WARRANTIES OF FITNESS FOR A PARTICULAR PURPOSE AND MERCHANTABILITY ARE LIKEWISE HEREBY EXPRESSLY AND FULLY DISCLAIMED. SELLER SHALL NOT BE HELD LIABLE FOR SPECIAL, INDIRECT, INCIDENTAL OR CONSEQUENTIAL DAMAGES OF ANY NATURE WITH RESPECT TO THE PRODUCTS (INCLUDING, WITHOUT LIMITATION, LOST PROFITS, LOST SALES, LOSS OF PRODUCTION, PROPERTY DAMAGE, PERSONAL INJURY OR LOSS OR DAMAGE RESULTING FROM INTERRUPTION OR FAILURE IN OPERATION OF THE PRODUCTS) AND BUYER HEREBY EXPRESSLY WAIVES AND DISCLAIMS ALL SUCH LIABILITY CLAIMS. THE BUYER ACKNOWLEDGES AND AGREES THAT THE DISCLAIMER OF LIABILITY CONTAINED HEREIN IS A MATERIAL TERM OF THE SALE OF THE PRODUCT AND, TO THE FULLEST EXTENT PERMITTED BY LAW, BUYER SHALL DEFEND, INDEMNIFY AND HOLD SELLER HARMLESS FROM ANY AND ALL CLAIMS, DEMANDS, CAUSES OF ACTION, CONTROVERSIES, LIABILITIES, FINES, LOSSES, COSTS AND EXPENSES (INCLUDING, BUT NOT LIMITED TO ATTORNEYS' FEES, EXPERT WITNESS EXPENSES AND LITIGATION EXPENSES) ARISING FROM OR RELATED TO SELLER'S PRODUCTS.

### **LIMITED LIFETIME WARRANTY**

Power Systems Innovations, Inc (hereafter "SELLER") warrants that the product supplied shall conform to SELLER's specifications and shall be free from defects in design, material or workmanship for the life of the original BUYER. This Warranty shall not be extended, transferred, assigned or varied except by a written instrument signed by SELLER and BUYER. Products that have been returned to SELLER during the warranty period and accompanied by a dated proof of purchase receipt, with shipping and handling paid by the BUYER, and found to be defective in design, material or workmanship, in SELLER's sole discretion, may be repaired or replaced at SELLER's option and cost. All warranty claims hereunder are subject to approval by SELLER upon examination of the product. If the product is found not to be defective by SELLER, the product may be returned to BUYER at BUYER'S cost. Under no circumstances shall the SELLER be liable for any labor charged or travel time incurred in diagnosis for defects, removal, or reinstallation of this product, or any other expenses. This warranty is void on any products that show evidence of misapplication, negligence, improper installation, abuse, lack of proper maintenance or alteration from its original design.

IN THE EVENT THAT THE BUYER DOES NOT AGREE WITH THIS AGREEMENT: THE BUYER MAY PROMPTLY RETURN THIS PRODUCT, IN A NEW AND UNUSED CONDITION, WITH A DATED PROOF OF PURCHASE, TO THE PLACE OF PURCHASE WITHIN THIRTY (30) DAYS FROM DATE OF PURCHASE FOR A FULL REFUND. THE INSTALLATION OF THIS PRODUCT INDICATES THAT THE BUYER HAS READ AND UNDERSTANDS THIS AGREEMENT AND ACCEPTS ITS TERMS AND CONDITIONS.

## AGRICULTURE



Up to 30% Horsepower Increase  
10-20% Fuel Savings  
Does NOT Flash Factory ECM  
Does NOT Void Equipment Warranty  
Plug and Play Installation  
LIFETIME WARRANTY

## CONSTRUCTION



Up to 30% Horsepower Increase  
10-20% Fuel Savings  
Does NOT Flash Factory ECM  
Does NOT Void Equipment Warranty  
Plug and Play Installation  
LIFETIME WARRANTY

## TRUCK EDITION: LIGHT DUTY



Up to 90 Horsepower Increase  
1-3 MPG Fuel Savings  
Does NOT Flash Truck ECM  
Does NOT Void Factory Warranty  
Plug and Play Installation  
LIFETIME WARRANTY

## TRUCK EDITION: MED, HEAVY DUTY



Up to 30% Horsepower Increase  
5-15% Fuel Savings  
Does NOT Flash Truck ECM  
Does NOT Void Factory Warranty  
Plug and Play Installation  
LIFETIME WARRANTY

LEARN MORE: [AGDIESELSOLUTIONS.COM](http://AGDIESELSOLUTIONS.COM)

You Tube

