



UP TO 30% MORE HORSEPOWER

10-20% FUEL SAVINGS

**Bluetooth
CONNECT**

— JOHN DEERE 6.8L —

TIER III ENGINES

JD2683 MODULE

INSTALLATION GUIDE



AGDIESELSOLUTIONS.COM

You Tube f



For Tech Support Please Call
812-618-9168 or 1-855-343-7680



Adjustable Settings

Module will be set to
high when you initially
install it.

Setting Options

Stock

15% HP Increase
30% HP Increase

Your equipment will
return to stock power by
removing the module
from our harness

WWW.AGDIESELSOLUTIONS.COM

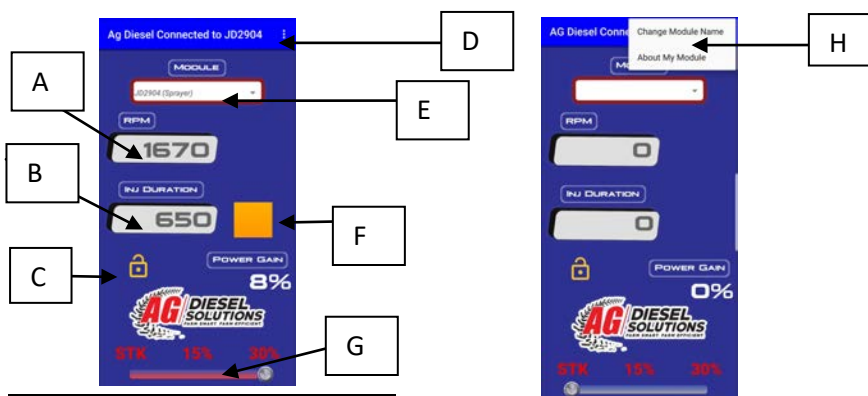
NOT FOR USE IN CALIFORNIA*

MODULE DOES NOT BYPASS, DELETE, OR DEFEAT ANY EMISSIONS CONTROL SYSTEMS

If installation assistance is needed, Ag Diesel Solutions is not responsible for any cost associated with a third party installation.

Bluetooth **CONNECT**

- The Bluetooth feature is compatible with iPhone5 & newer, Android 7.0 & newer, and Samsung S7 & Newer.
- Bluetooth has a 30ft range.
- To download the application, go to your Apple Store for Apple devices, or the Google play store for android devices. Search "Ag Diesel Connect."
- You will see this icon for the correct application.
- Download and open the App



A	Revolutions Per Minute
B	Injector Duration Time
C	Module Lock
D	Dropdown Menu
E	Module Bluetooth is connected to
F	Power Gain Bar
G	Power Settings

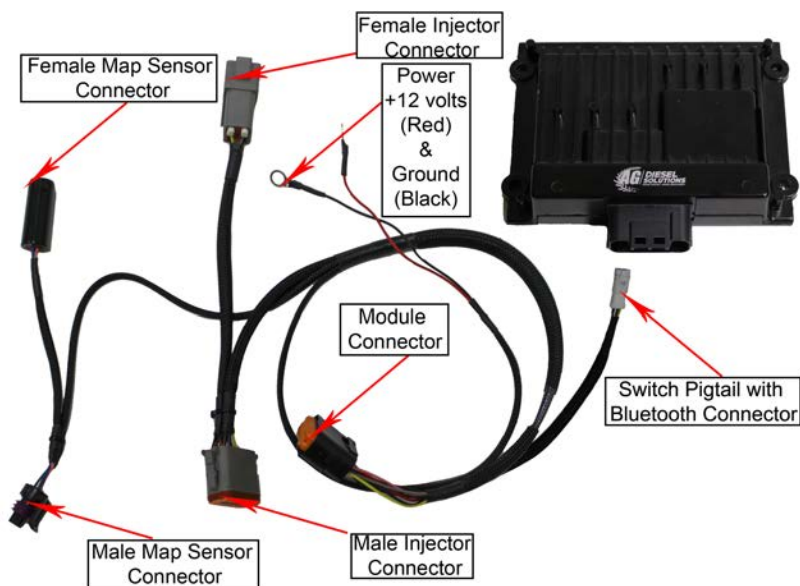
***Note- Your module comes unlocked from the factory. If you choose to lock it, you will need to create a 4 digit # pin of your choosing. Every time you open the app, you will have to type in your pin # to unlock your module. If you type in 0000, your module will stay unlocked until you choose to lock the module again.**

H	Drop down Menu
Change Module Name	Add custom name to your module
About My Module	Sends you to the Ag Diesel Solutions website and provides contact information for tech support



If you would prefer a mechanical switch, please contact your Ag Diesel Solutions Dealer to order part number **ADS-103**


6.8L John Deere Installation Instructions



- 1) Locate the injector connector on the side of the engine head.




- 2) Remove the stock injector connector from the engine head. Squeeze the release tabs on each side together to remove the connector.



- 3) Plug the male connector from the module into the stock female connector on the engine head.



- 4) Plug in the stock male injector connector that was removed in Step 2, to the female injector connector from the module.



- 5) Locate the MAP sensor and unplug. It is on the same side of the engine as the air intake and near the injector connector.




- 6) Check inside the MAP sensor located on the air intake for a plastic insert. If there is a plastic insert, you will need to remove it and place it over the stock MAP sensor connector that you removed in Step 5.



- 7) Plug the male MAP sensor connector removed in Step 5 to the female connector on the module harness. Plug the male MAP sensor connector from the module harness into the stock MAP sensor located on the air intake.



- 8) Route the red power wire with the ring terminal to the alternator. Connect the red wire to +12 volts. Connect the black wire with the ring terminal to Ground.



- 9) Mount the module with the connector on the bottom side, as to reduce the chance of moisture from getting into the module harness. Keep away from excessive heat and moving parts. **Note: Zip tie onto the factory computer wire harness works well. Mounting the module as shown will help prevent moisture from collecting into the module connector.**



For any
questions on
this installation
please call Tech
Support at
812.618.9168





Why Ag Diesel Solutions Modules ?

***Saving More Fuel Per Hour with 10-20% Returns
Getting More Done -- Up to 30% More Horsepower and Torque***

No Programming of the Factory ECM or Changes to Fuel Pressure

Linear Based Load Technology - Only Giving Power when You Need It

***Peace of Mind with USA Based Tech Support and
a 30 Day Money Back Guarantee***

***No Loss of Product Benefits if Factory Tuning is Required
Reduce Downtime - Install Yourself - No Tech Needed***

***Transferable to New Machines with Same Engine
Does Not Defeat or Delete Any Engine Components***

Quality Manufacturing to Withstand a LIFETIME on the Farm



AgDieselSolutions.com

Engineered, Manufactured, Tested and Proven in the

U.S.A

Industry Leading LIFETIME WARRANTY

THIS IS A HIGH PERFORMANCE PRODUCT. USE AT YOUR OWN RISK.

Do not use this product until you have carefully read the following agreement.

This sets forth the terms and conditions for the use of this product. The installation of this product indicates that the BUYER has read and understands this agreement and accepts its terms and conditions

DISCLAIMER OF WARRANTY AND LIMITATION OF LIABILITY

PSI Power Inc and its successors, distributors, jobbers, and dealers (hereafter "SELLER") shall in no way be responsible for the product's proper use and service. It is the installer's responsibility to check for proper installation and if in doubt, contact the manufacturer. The SELLER assumes no liability regarding the improper installation or misapplication of its products. BUYER ACKNOWLEDGES IT HAS HAD THE OPPORTUNITY TO FULLY INSPECT THE PRODUCT. ACCORDINGLY, BUYER ACKNOWLEDGES THAT THE PRODUCT IS BEING SOLD IN "AS IS/WHERE IS" CONDITION AND WITH ALL FAULTS. EXCEPT AS OTHERWISE PROVIDED HEREIN, THERE ARE NO EXPRESS WARRANTIES WITH RESPECT TO THE GOODS, AND ALL IMPLIED WARRANTIES, INCLUDING BUT NOT LIMITED TO, IMPLIED WARRANTIES OF FITNESS FOR A PARTICULAR PURPOSE AND MERCHANTABILITY ARE LIKEWISE HEREBY EXPRESSLY AND FULLY DISCLAIMED. SELLER SHALL NOT BE HELD LIABLE FOR SPECIAL, INDIRECT, INCIDENTAL OR CONSEQUENTIAL DAMAGES OF ANY NATURE WITH RESPECT TO THE PRODUCTS (INCLUDING, WITHOUT LIMITATION, LOST PROFITS, LOST SALES, LOSS OF PRODUCTION, PROPERTY DAMAGE, PERSONAL INJURY OR LOSS OR DAMAGE RESULTING FROM INTERRUPTION OR FAILURE IN OPERATION OF THE PRODUCTS) AND BUYER HEREBY EXPRESSLY WAIVES AND DISCLAIMS ALL SUCH LIABILITY CLAIMS. THE BUYER ACKNOWLEDGES AND AGREES THAT THE DISCLAIMER OF LIABILITY CONTAINED HEREIN IS A MATERIAL TERM OF THE SALE OF THE PRODUCT AND, TO THE FULLEST EXTENT PERMITTED BY LAW, BUYER SHALL DEFEND, INDEMNIFY AND HOLD SELLER HARMLESS FROM ANY AND ALL CLAIMS, DEMANDS, CAUSES OF ACTION, CONTROVERSIES, LIABILITIES, FINES, LOSSES, COSTS AND EXPENSES (INCLUDING, BUT NOT LIMITED TO ATTORNEYS' FEES, EXPERT WITNESS EXPENSES AND LITIGATION EXPENSES) ARISING FROM OR RELATED TO SELLER'S PRODUCTS.

LIMITED LIFETIME WARRANTY

PSI Power, Inc (hereafter "SELLER") warrants that the product supplied shall conform to SELLER's specifications and shall be free from defects in design, material or workmanship for the life of the original BUYER. This Warranty shall not be extended, transferred, assigned or varied except by a written instrument signed by SELLER and BUYER. Products that have been returned to SELLER during the warranty period and accompanied by a dated proof of purchase receipt, with shipping and handling paid by the BUYER, and found to be defective in design, material or workmanship, in SELLER's sole discretion, may be repaired or replaced at SELLER's option and cost. All warranty claims hereunder are subject to approval by SELLER upon examination of the product. If the product is found not to be defective by SELLER, the product may be returned to BUYER at BUYERS cost. Under no circumstances shall the SELLER be liable for any labor charged or travel time incurred in diagnosis for defects, removal, or reinstallation of this product, or any other expenses. This warranty is void on any products that show evidence of misapplication, negligence, improper installation, abuse, lack of proper maintenance or alteration from its original design.

IN THE EVENT THAT THE BUYER DOES NOT AGREE WITH THIS AGREEMENT: THE BUYER MAY PROMPTLY RETURN THIS PRODUCT, IN A NEW AND UNUSED CONDITION, WITH A DATED PROOF OF PURCHASE, TO THE PLACE OF PURCHASE WITHIN THIRTY (30) DAYS FROM DATE OF PURCHASE FOR A FULL REFUND. THE INSTALLATION OF THIS PRODUCT INDICATES THAT THE BUYER HAS READ AND UNDERSTANDS THIS AGREEMENT AND ACCEPTS ITS TERMS AND CONDITIONS.

AGRICULTURE



Up to 30% Horsepower Increase
10-20% Fuel Savings
Does NOT Flash Factory ECM
Field Tested and Dyno Proven
Plug and Play Installation
LIFETIME WARRANTY

CONSTRUCTION



Up to 30% Horsepower Increase
10-20% Fuel Savings
Does NOT Flash Factory ECM
Field Tested and Dyno Proven
Plug and Play Installation
LIFETIME WARRANTY

TRUCK EDITION: LIGHT DUTY



Up to 90 Horsepower Increase
1-3 MPG Fuel Savings
Does NOT Flash Truck ECM
Field Tested and Dyno Proven
Plug and Play Installation
LIFETIME WARRANTY

TRUCK EDITION: MED, HEAVY DUTY



Up to 30% Horsepower Increase
5-15% Fuel Savings
Does NOT Flash Truck ECM
Field Tested and Dyno Proven
Plug and Play Installation
LIFETIME WARRANTY

LEARN MORE: AGDIESELSOLUTIONS.COM

You Tube

